

**Report title:** Generic events trend per months report

**Description:** The report is used to display statistical information about the trend of the collected events. First it shows a section with the top 10 computers with the most events, then the top 10 users generating the most events. The events trend chart is being divided per months and the trend of events for each computer is also shown individually. The report can be used to determine time intervals where an unusually high number of events were generated.

**Generated on:** 13-Sep-2006 16:37

**Generated by:** Calin

**Date filter:** 9/13/2005 4:36:58PM to 9/13/2006 4:36:58PM

**Event logs:** Security, Application, System, DNS Server, Directory Services, File Replication Service

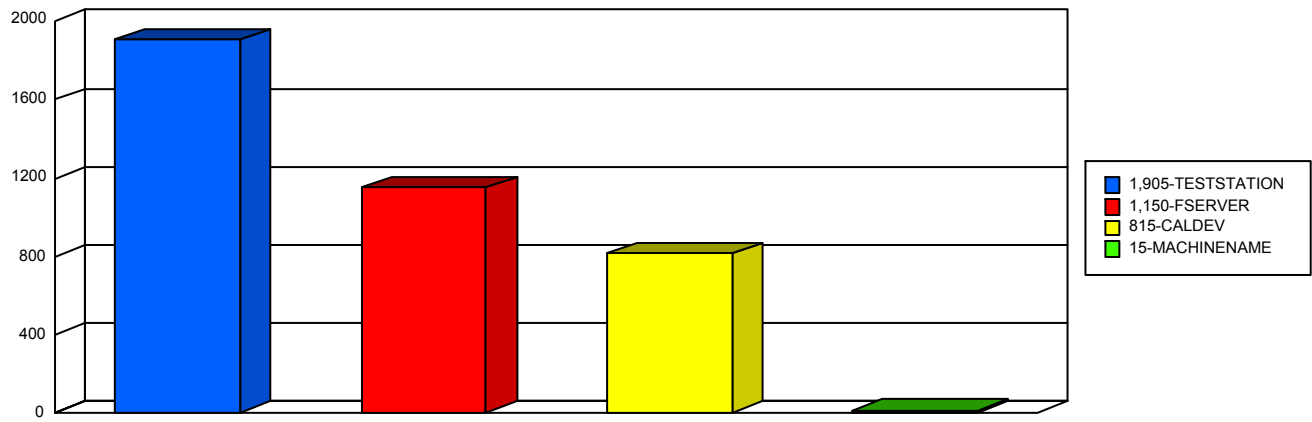
**Other filters:** No filters used

**Reviewed by:** \_\_\_\_\_

**Reviewed date:** \_\_\_\_\_

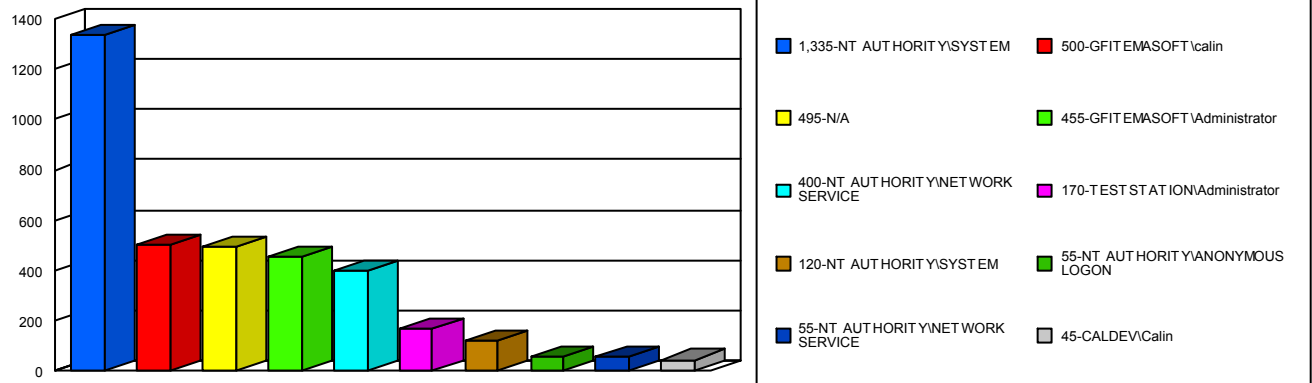
**Signature:** \_\_\_\_\_

### Top 10 computers with the most events



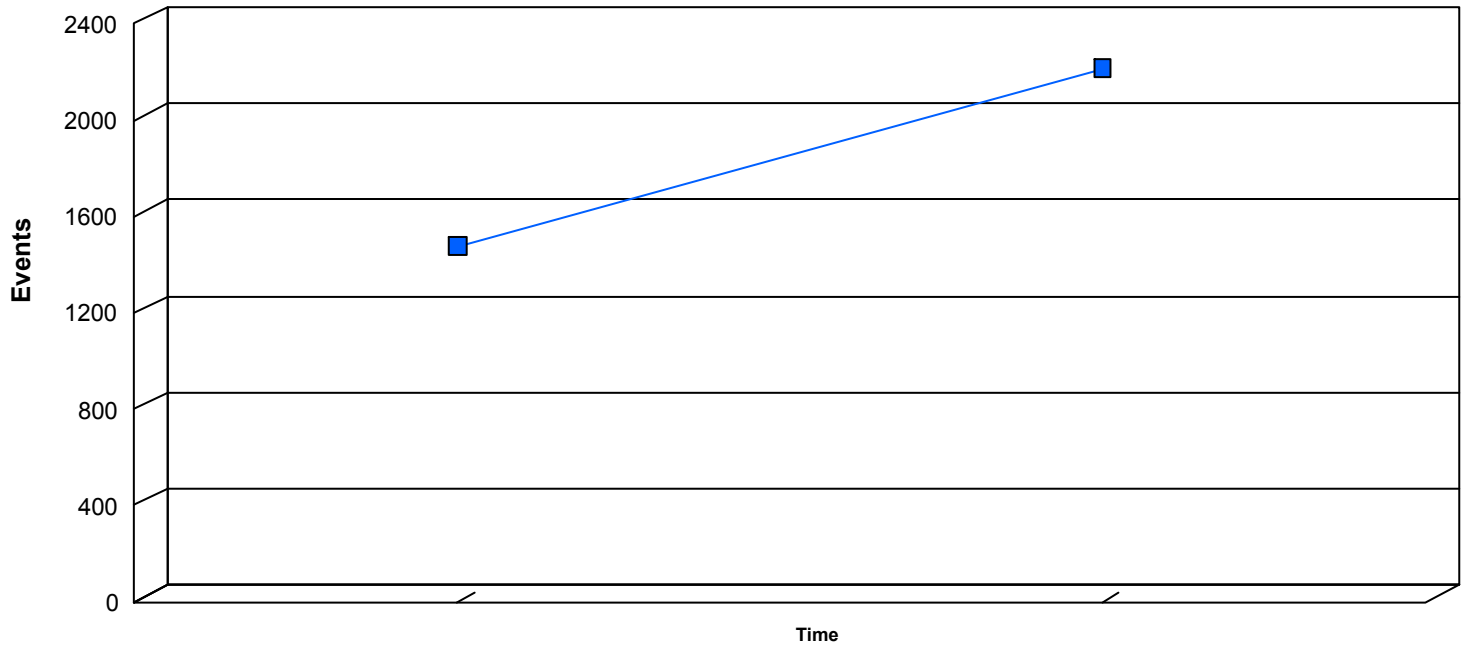
Computer	No. of Events	%
TESTSTATION	1905	49.03%
FSERVER	1150	29.60%
CALDEV	815	20.98%
MACHINENAME	15	0.39%
<b>TOTAL</b>	<b>3885</b>	<b>100 %</b>

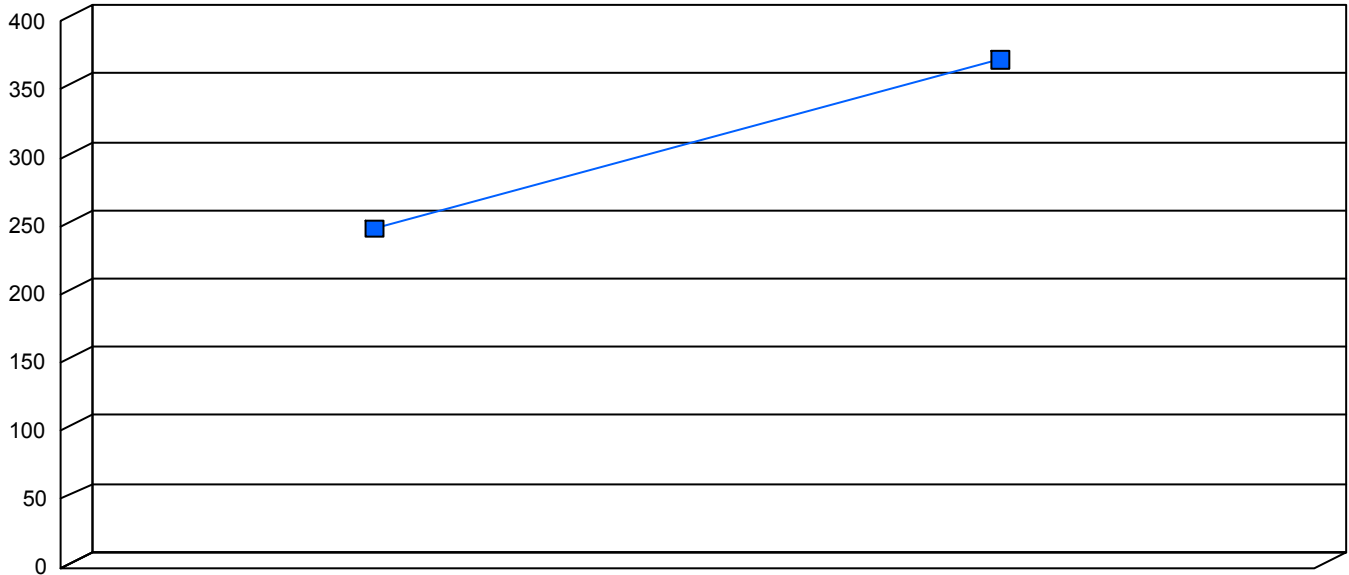
### Top 10 users generating the most events



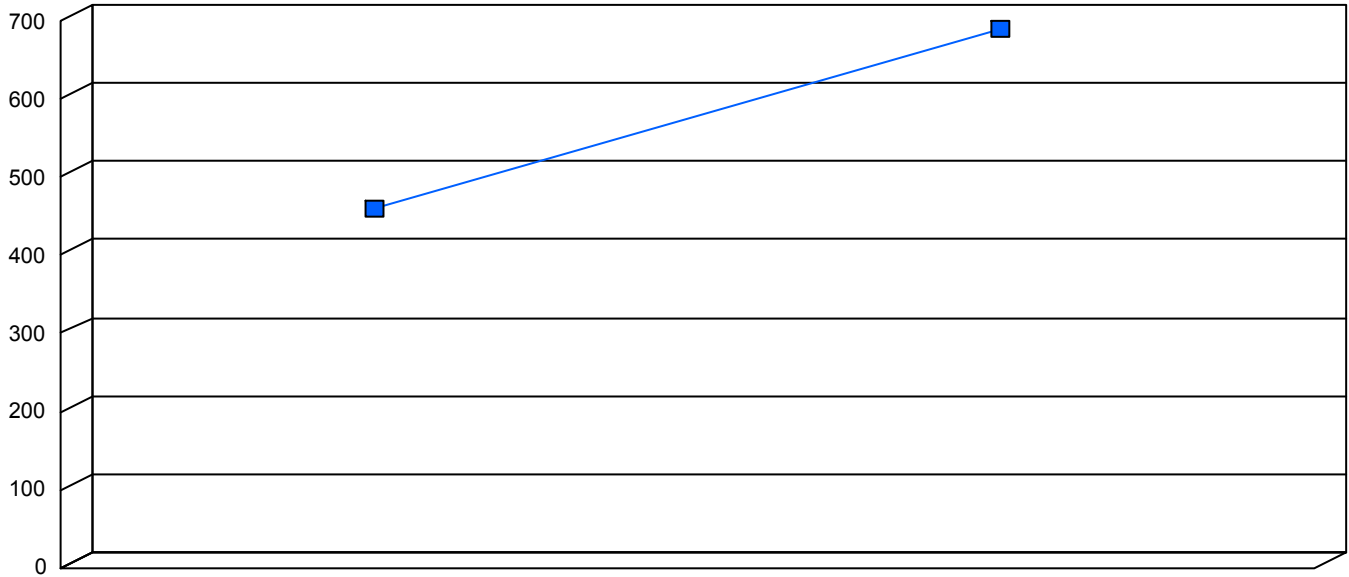
Computer	User name	No. of Events	%
TESTSTATION	NT AUTHORITY\SYSTEM	1335	36.78%
FSERVER	GFITEMASOFT\calin	500	13.77%
CALDEV	N/A	495	13.64%
FSERVER	GFITEMASOFT\Administrator	455	12.53%
TESTSTATION	NT AUTHORITY\NETWORK SERVICE	400	11.02%
TESTSTATION	TESTSTATION\Administrator	170	4.68%
FSERVER	NT AUTHORITY\SYSTEM	120	3.31%
FSERVER	NT AUTHORITY\ANONYMOUS LOGON	55	1.52%
CALDEV	NT AUTHORITY\NETWORK SERVICE	55	1.52%
CALDEV	CALDEV\Calin	45	1.24%
<b>TOTAL</b>		<b>3630</b>	<b>100 %</b>

Events trend on all computers

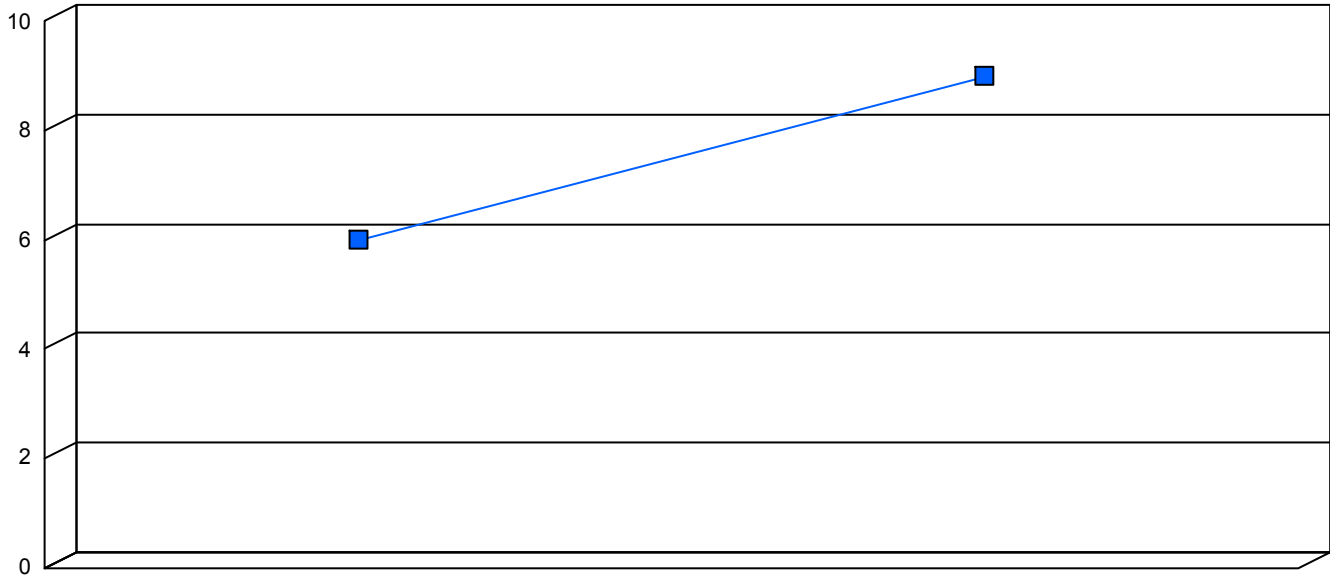




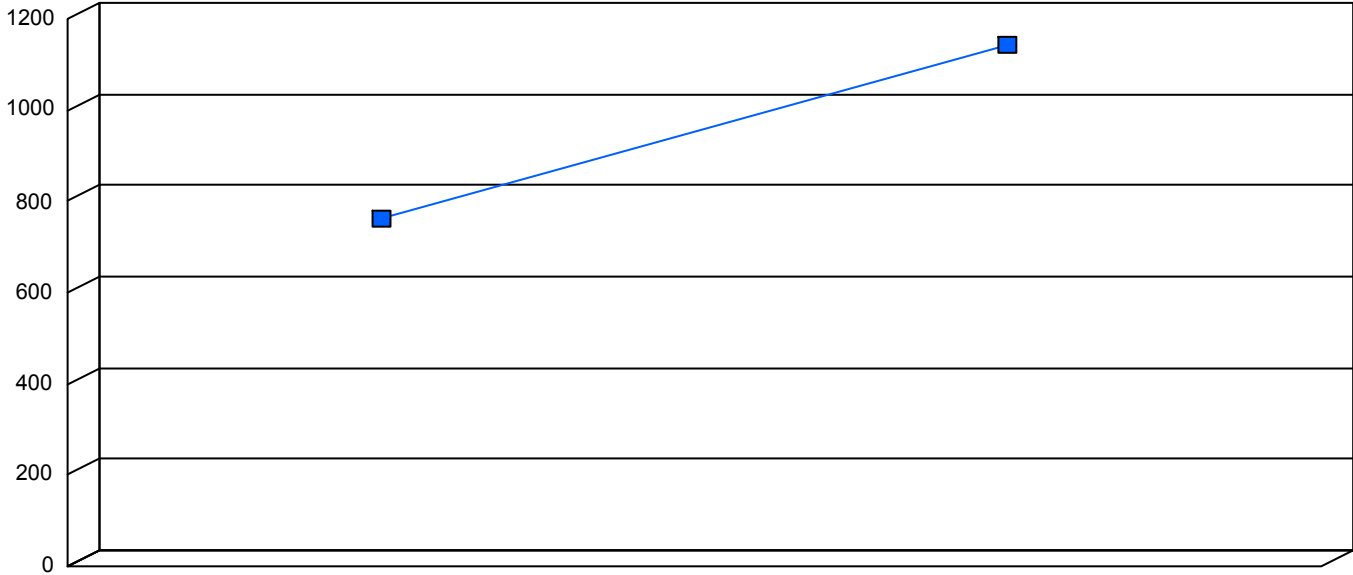
Date/time	Total Events	%
2006.08 (August)	248	40.00%
2006.09 (September)	372	60.00%
<b>TOTAL</b>	<b>620</b>	<b>100%</b>



Date/time	Total Events	%
2006.08 (August)	460	40.00%
2006.09 (September)	690	60.00%
<b>TOTAL</b>	<b>1150</b>	<b>100%</b>



Date/time	Total Events	%
2006.08 (August)	6	40.00%
2006.09 (September)	9	60.00%
<b>TOTAL</b>	<b>15</b>	<b>100%</b>



Date/time	Total Events	%
2006.08 (August)	762	40.00%
2006.09 (September)	1143	60.00%
<b>TOTAL</b>	<b>1905</b>	<b>100%</b>